

# EMAUX SB Series Pump

THE CLEAR CHOICE IN WATER TECHNOLOGY



## SB SERIES PUMP

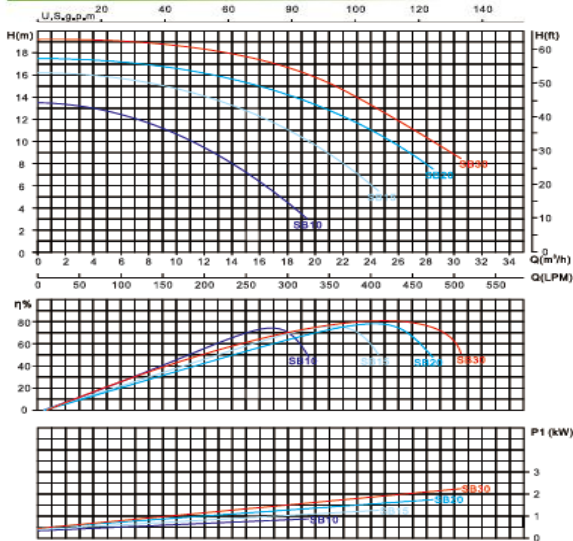
### FEATURES

- Asynchronous, Two poles
- Class insulation:130
- IPX5 Waterproof Standard
- Overload Protector
- Built in thermal protection
- Heavy duty with ultra performance to both high and medium head installations in large - size swimming pools / commercial spa pools
- Materials used are non - corrosive
- Using NSK bearing
- Ring Lock Seal design to eliminate suction leaks and to maximize suction efficiency
- External heat sink to ensure maximum cooling capability
- Available in 380V/50Hz, 220V/50Hz, 110V/60Hz
- Specially made Union to incorporate both metric & imperial measurement standard



**SAA SASO**

### MOTOR

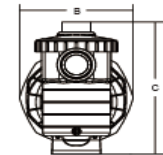
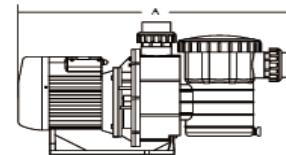


Flow curve info based on 380V/50Hz 220V/50Hz motor

### TECHNICAL CHARACTERISTICS

Code 220V/50Hz	Code 380V/50Hz	Code 110V/60Hz	Model No	Connection Size	Input power	Horsepower	Weight(kg)
88021305	88021605	88021505	SB10	2 inch 63mm	0.97kW	1.0hp	16.00
88021307	88021607	88021507	SB15	2 inch 63mm	1.30kW	1.5hp	17.00
88021308	88021608	88021508	SB20	2 inch 63mm	1.80kW	2.0hp	23.00
88021309	88021609	88021509	SB30	2 inch 63mm	2.18kW	3.0hp	24.00

Model No	A(mm)	B(mm)	C(mm)	Capacitance 220V	Capacitance 110V
SB10	717	275	413	25 $\mu$ F	90 $\mu$ F
SB15	717	275	413	25 $\mu$ F	90 $\mu$ F
SB20	717	275	413	30 $\mu$ F	100 $\mu$ F
SB30	717	275	413	35 $\mu$ F	100 $\mu$ F



Photos are for reference only, contents are subject to change without prior notice.